




Horizontal Hold Down Action
H-225 & H-235 Series




Model No. H-225-U



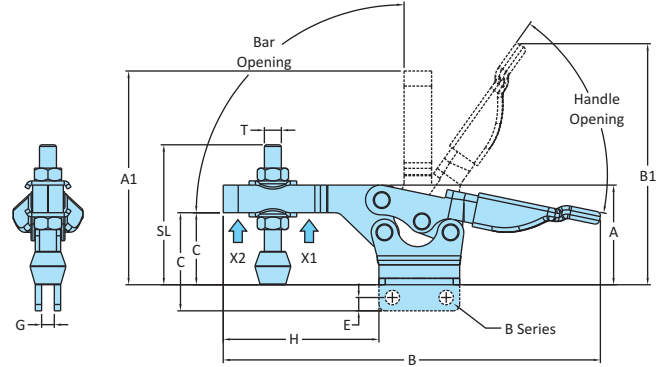
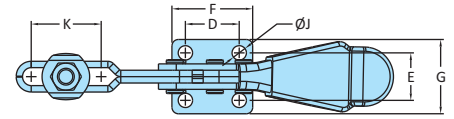
Model No. H-225-UB



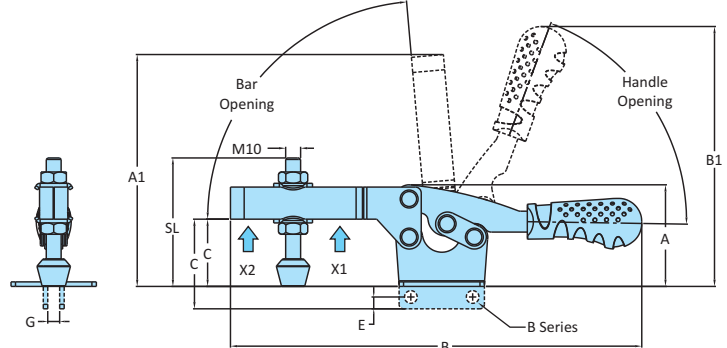
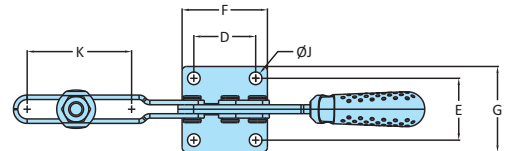
Model No. H-235-U



Model No. H-235-UB



Drawing of H-225



Drawing of H-235

Model No.	Material	Finish	Arm Type	Base Type	Supplied With		Holding Capacity	
					Spindle Assembly	Washers	X2	X1
H-225-U	Steel	Zinc Plated	Adjustable Arm	Flanged Base	RT-865-2N2W	M8-WSHR	1.10 kN	2.20 kN
H-225-UB	Steel	Zinc Plated	Adjustable Arm	Straight Base	RT-865-2N2W	M8-WSHR	1.10 kN	2.20 kN
H-235-U	Steel	Zinc Plated	Adjustable Arm	Flanged Base	RT-1085-2N2W	M10-WSHR	1.30 kN	3.40 kN
H-235-UB	Steel	Zinc Plated	Adjustable Arm	Straight Base	RT-1085-2N2W	M10-WSHR	1.30 kN	3.40 kN
H-225-U-SS	Stainless Steel-304	Electro Polishing	Adjustable Arm	Flanged Base	RT-865-2N2W-SS	M8-WSHR-SS	1.10 kN	2.20 kN
H-225-UB-SS	Stainless Steel-304	Electro Polishing	Adjustable Arm	Straight Base	RT-865-2N2W-SS	M8-WSHR-SS	1.10 kN	2.20 kN

Model No.	Weight Kgs	Handle Opening	Bar Opening	Dimensions													
				A	A1	B	B1	C	D	E	F	G	H	J	K	T	SL
H-225-U	0.260	66°	90°	47	101	178	114	34	25.4	22.4	38.1	35	73.5	6.8	33	M8	66
H-225-UB	0.260	66°	90°	59.3	113.5	178	130	46.3	25.4	6.3	38.1	6	73.5	6.8	33	M8	66
H-235-U	0.620	85°	71°	68	155	276	174	45	41.4	41.4	57.2	57.2	113	8.5	70	M10	86
H-235-UB	0.610	85°	66°	83	180	276	189	60	41.4	41.4	57.2	8	113	7.9	70	M10	86
H-225-U-SS	0.260	66°	90°	47	101	178	114	34	25.4	22.4	38.1	35	73.5	6.8	33	M8	66
H-225-UB-SS	0.260	66°	90°	59.3	113.5	178	130	46.3	25.4	6.3	38.1	6	73.5	6.8	33	M8	66